

Smart Stellar – Crypto Services

1. Intro
2. Background Stellar Lumens
3. Background Smart Stellar – Crypto Services
4. Service: Date related payment
5. Service: Reccurring payments
6. Service: Schedule Management
7. Service: Voucher Management
8. Service: Multi-Payments
9. Service: MyKeys (Account Summary)

Smart Stellar – Crypto Services

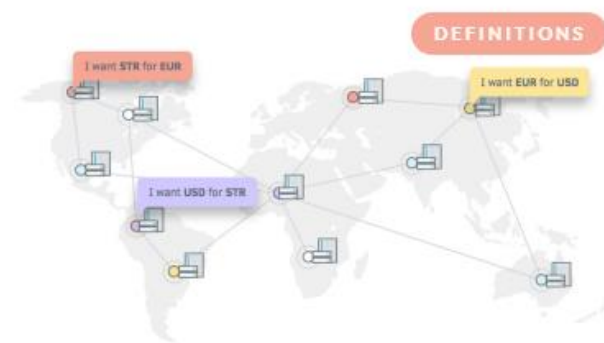
Within the new decentralized blockchain systems Stellar Lumens has some unique features like fast transactions, very low fees and the ability to create “on-chain” assets.

Smart Stellar is a platform and Web Wallet which enables additional services based on the Stellar Blockchain.

Smart Stellar – Crypto Services

Background Stellar Network

- Stellar is a platform that connects banks, payments systems, and people. Integrate to move money quickly, reliably, and at almost no cost.
- Decentralized Network: Stellar.org
- Additional Information: <https://www.lumenauts.com/explainers/stellar-assets-and-anchors>



Smart Stellar – Crypto Services

Advantages: **speed, low fees and scalability**



Multi-asset: Any currency or asset can be represented in the Stellar network.



Speed: Transactions are confirmed in 2-5 seconds.



Cost: Low fees.



Compliance: Allows FIs to perform KYC/AML checks when transacting.



Scalability: Can handle thousands of transactions per second.



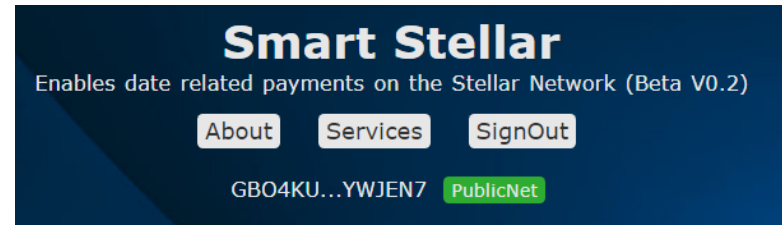
Safety: Validators can choose which other members on the network they trust.

Also see <https://www.youtube.com/watch?v=M3jX39Vb8qo>

Smart Stellar – Crypto Services

Background Smart Stellar


- Smart Stellar is a Crypto Wallet,
- has a focus on blockchain services, smart contracts and
- a strong security approach (secret keys are not transmitted to our server).
- There are no funds held at any time by the application or server.
- See smartstellar.org for a live demo





Smart Stellar – Crypto Services

Account **Send**

Set Destination and Amount

Destination key, starting with 'G' Contacts 

Set amount e.g. 123.45 Assets 

Set memo, max 28 characters 

Send Now Send On Date

Set Date and Schedule

Name of Schedule

Once Daily Weekly Monthly

Send on date

Date Related Payments

First date related payment implemented in the Stellar eco system.

To enable date related payments a smart contract is created which is presigned and time bound on a certain day.

See smartstellar.org for a live demo

Smart Stellar – Crypto Services

Set Date and Schedule

Name of Schedule

Once Daily Weekly Monthly

Mon Tue Wed Thu Fri Sat Sun

Start Date

Number of Payments (max 12)

Recurring Payments














As know from other applications like Outlook it is possible to set recurring payments.

See smartstellar.org for a live demo

Smart Stellar – Crypto Services

Account Send

Balance History **Schedule** Assets Contacts

| Start | Payments | Detail |
|--|---|---|
| 1 XLM per week 11.12.2018 GDV...C5I | 1 XLM 1 of 12 |   |
| 11.12.2018 XDR: AAA...esH | ✓ | |
| 18.12.2018 XDR: AAA...eUD |  | |
| 25.12.2018 XDR: AAA...0gG |  | |
| 01.01.2019 XDR: AAA...NoM |  | |
| 08.01.2019 XDR: AAA...HQN |  | |
| 15.01.2019 XDR: AAA...ucO |  | |
| 22.01.2019 XDR: AAA...fwG |  | |
| 29.01.2019 XDR: AAA...ZYP |  | |
| 05.02.2019 XDR: AAA...2EE |  | |
| 12.02.2019 XDR: AAA...SwH |  | |
| 19.02.2019 XDR: AAA...xkM |  | |
| 26.02.2019 XDR: AAA...RgJ |  | |

Delete Open Payments

Schedule Management

Recurring Payments are organized in schedules. State and time of submission is displayed in one view.

Smart Stellar – Crypto Services

Asset Vouchers

Vouchers on XLM or any other asset can be created and distributed by email. In case the user has no valid Stellar account, the account is created together with the redemption of the voucher.

Account Send **Voucher** MyKeys

Voucher

If your voucher also includes XLM you can redeem your voucher values on a new account. This is done in two steps.

- 1 Create Stellar Account
- 2 Insert Voucher Code

Start



Smart Stellar – Crypto Services

Voucher Redemption in 2 Steps

SignIn **Voucher**

Smart Stellar Voucher

1 Stellar Account created

Your Public Key
GA000GZRYYHCGH5WA5IUGMGFQLEW6UNFXA
C47FATTU2PAF2KNSINA57

Your Secret Key
SBFNZM4WPPH2RVWWVH7IZXO4CZ434ERLGYAS
QHBJSUVKDBLVUVG3AZ7I

Copy to Clipboard

SignIn **Voucher**

Smart Stellar Voucher

2 Insert Voucher Code

Insert your secret key from the last page

Insert secret key starting with S

Insert the Voucher Code to redeem it

e.g. ABCDEF

Back **Activate**

Smart Stellar – Crypto Services

Upload Paylists

Upload

Name of playlist

Upload this file Keine ausgewählt

CSV line format:
Dest-Adr, Name, Text-Note, Amount, Asset, Issuer, Date of payment;

Upload Paylists

| Paylists | | | |
|---------------|-------------------------------------|----------------------------|--|
| Name | Upload | Queue | Sent |
| Dividend (16) | <input checked="" type="checkbox"/> | <input type="checkbox"/> 4 | <input checked="" type="checkbox"/> 12 |
| Employees (6) | <input checked="" type="checkbox"/> | <input type="checkbox"/> 2 | <input checked="" type="checkbox"/> 4 |

MultiSend – 1) Upload

Enables multiple payments to specific destinations and dates.

Easy upload by CSV-File.

MultiSend – 2) Paylist

Manage your payments in paylists and always know which payments are already done or open.

Smart Stellar – Crypto Services


Upload **Paylists**

Paylist Employees

Summary (values rounded)

6 total, 0 invalid, 2 signed, 4 sent, 0 send error

XLM Transactions 4 (16,200 XLM)

Asset Transactions 2 

Transactions (values rounded)

| | | | | |
|----|-----------|-------------------|------------|---|
| 1. | 1000 XLM | Voucher GBR...G3L | 19.02.2019 | ✓ |
| 2. | 5000 XLM | Voucher GBR...G3L | 19.02.2019 | ✓ |
| 3. | 200 XLM | Voucher GAP...CLK | 19.02.2019 | ✓ |
| 4. | 2000 TEST | Voucher GAP...CLK | 19.02.2019 | ✓ |
| 5. | 10000 XLM | Voucher GBR...G3L | 20.02.2019 |  |
| 6. | 100 TEST | Voucher GAP...CLK | 20.02.2019 |  |

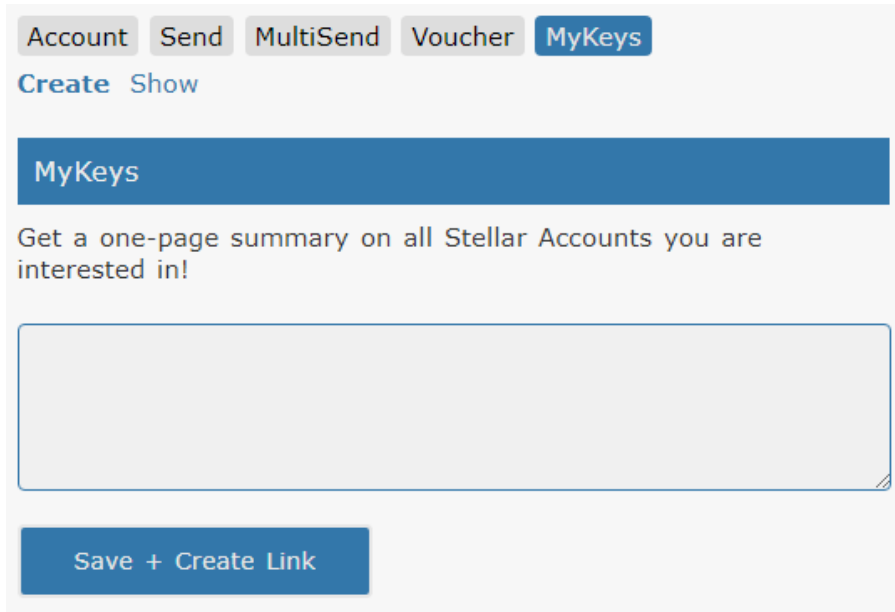
Cancel Open Transactions

MultiSend – 3) Detailed View

See the full payment plan. Also with a summary about the total amount of XLM and assets to be sent.

You also can cancel open payments, if you need to.

Smart Stellar – Crypto Services



The screenshot shows a navigation bar with tabs for 'Account', 'Send', 'MultiSend', 'Voucher', and 'MyKeys'. Below the tabs are links for 'Create' and 'Show'. A blue header bar contains the text 'MyKeys'. Below this, a message reads: 'Get a one-page summary on all Stellar Accounts you are interested in!'. A large, empty rectangular box is provided for input. At the bottom, a blue button is labeled 'Save + Create Link'.

MyKeys enables an one page view on all accounts of interest.

MyKeys – 1) Insert Keys

Name, key;

Name, key;



....

Smart Stellar – Crypto Services

MyKeys on PublicNet

Share and access this list any time by using this link
smartstellar.org/mykeys/publicnet/EZ7KHB8 

Summary (values rounded)

| | | | |
|------------------|--------------------------|---|-------------|
| Last Validation | 26.02.2019 14:03 GMT |  | |
| Status | 18 of 18 accounts active | | |
| Total XLM | 412 | | |
| Different Assets | 13 |  | |
| ABDT: | 0 | BTC: | 0 |
| BTC: | 0.0002 | BlueSky: | 999,998,905 |
| CMA: | 0 | DRA: | 0 |
| EURT: | 0.04 | EXH: | 0 |
| JPY: | 0 | RMT: | 1 |
| SMART: | 6,701 | TokN: | 10 |
| WSD: | 0 | | |

MyKeys – 2) Account Summary

The summary shows

- Last validation date
- If accounts are active or not
- Total XLM
- Number of different assets and also total amount